



ANNUAL REPORT PROGRAM YEAR 2019

NMCAA

Head Start and Early Head Start

The Northwest Michigan Community Action Agency Head Start



OUR PHILOSOPHY

We believe that children need strong families in order to develop into mature adults who are productive members of society. **Our goal is to nurture families.**

We will seek whatever support is available and advocate for what is needed to enable the children in each family to be successful in school and beyond.

VISION STATEMENT

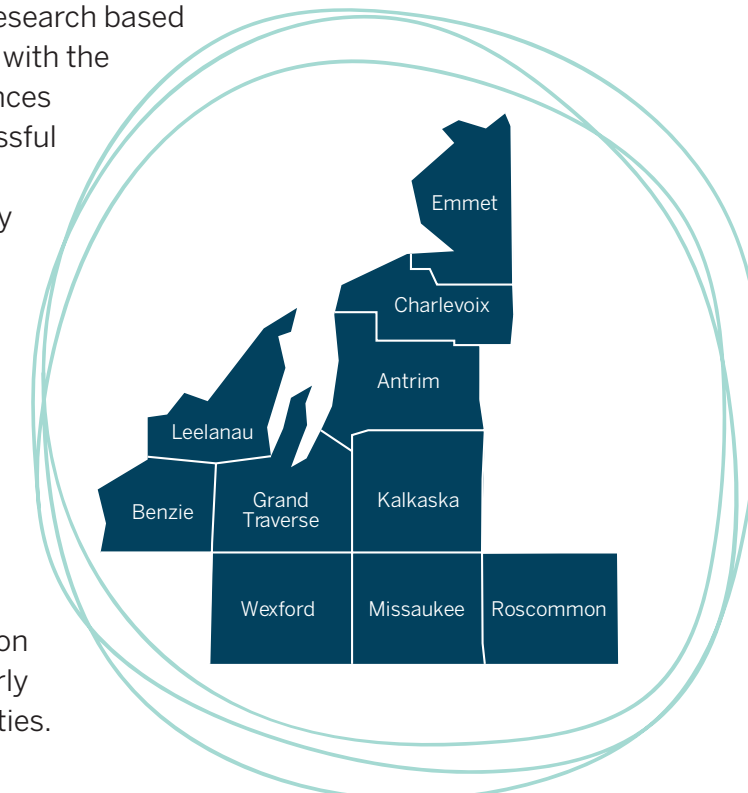
Helping people help themselves through staff, community and family partnership.



ABOUT OUR PROGRAM

Northwest Michigan Community Action Agency (NMCAA) operates Early Head Start and Head Start programs in the 10 counties of Northwest Lower Michigan. These counties include Antrim, Benzie, Charlevoix, Emmet, Grand Traverse, Kalkaska, Leelanau, Missaukee, Roscommon, and Wexford. Emphasis is placed on strengthening families through the use of proven, research based practices that bring resources to children and families with the ultimate goal of providing a foundation of rich experiences and skill development that will support a child's successful transition to their next learning environment. NMCAA recognizes the importance of the family on this journey to school readiness and provides a comprehensive approach to services that includes high-quality educational experiences for children, a focus on health (including physical, dental and social/emotional health) and resource/referral support to enhance overall family well-being.

The recent acquisition of an Early Head Start Expansion Grant has allowed NMCAA to expand services by offering programming through Child Care Partnerships in Grand Traverse, Missaukee, Roscommon and Wexford Counties and NMCAA direct operated Early Head Start Centers in Roscommon and Wexford Counties.



PROGRAM OPTIONS

Part-Day Center Based Classroom

(serves 86 children)

- September through May
- 4 days per week, 4 hours per day
- Parents receive 4 contacts per year in the form of Home Visits and Parent/Teacher Conferences



Extended Day Center Based Classroom

(serves 460 children)

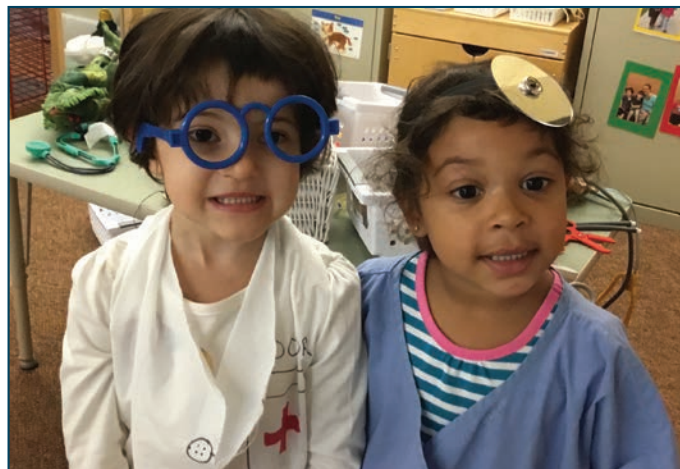
- September through June
- 4 days per weeks, 6–7 hours per day
- Parents receive 4 contacts per year in the form of Home Visits and Parent/Teacher Conferences

Program Partner Centers and Family Child Care Partnerships

(serves 136 children*)

- September through mid-August
- 48 weeks, hours vary by center
- Parents receive 4 contacts per year in the form of Home Visits and Parent/Teacher Conferences.

* 28 children Early Head Start, 102 children Head Start, 6 children Family Child Care Partnership



Early Head Start Child Care Partners and Center Based Classroom

(serves 74 children**)

- September through mid-August
- 48 weeks, hours vary by center
- Parents receive 4 contacts per year in the form of Home Visits and Parent/Teacher Conferences.

** 32 Direct Operated, 42 Child Care Partnerships

Early Head Start Home Based

(serves 235 children)

- Year round home visiting program with opportunities for families to attend socialization experiences at a variety of child development centers in all counties, serving children birth to 3 and expectant families.
- Families receive 46 weekly home visits per year and a minimum of 24 socialization experiences.

Summary of the Program's Most Recent Community Needs Assessment

A complete needs assessment for NMCAA Early Childhood Program's was last conducted in 2017 and has received yearly updates since that time. 2020 updates to the needs assessment showed the following key findings:

- The following factors continue to be prime community health concerns throughout the 10 county area: obesity, substance abuse, access to health services, mental health
- From 2016–2018, population trends in NMCAA's 10 county service area have remained relatively stable
- From 2016–2018, each of the 10 Counties in the NMCAA service area showed a decrease in the number of children, ages 0–5, living in households with incomes at or below 130% of the FPL, receiving food assistance
- Throughout the 10 county service area, the number of students classified as homeless, as defined by McKinney Vento guidelines, are especially high in the Traverse City Area Public School District and Houghton Lake Community Schools, followed by Pellston, Manton, Lake City, and East Jordan
- From 2016–2018, Grand Traverse County had the highest number of children in out of home care, followed by Wexford County; however, the rates of children in out of home care in these counties fell below the rates in both Roscommon, and Antrim Counties
- In 2018, the percentage of children, ages 0–5, in special education in Charlevoix, Wexford, and Grand Traverse Counties exceeded the overall percentage of children, ages 0–5, in Michigan in special education
- In 2018, the percent of single parent households in Roscommon and Wexford Counties exceeded the percent of single parent household throughout the state
- In the majority of households, with children ages 0–5, throughout the NMCAA service area, all able adults were employed in 2018
- In each of the ten counties, the 0–5 population in 2018 was larger than the number of available child care slots and preschool slots combined

I believe the program has helped my son grow tremendously! It will have a lasting effect on him!



Total Amount of Public and Private Funds Received and the Amount from Each Source

Head Start and Early Head Start Primary Grant (CH)

Revenue Fiscal Year 2019	Cash	Non-Cash
Department of Health and Human Services – Federal Cash	\$9,244,231	
USDA – Federal Cash	\$288,220	
Other Income	0	
Non-Federal Share		\$2,311,058
Total	\$9,532,451	\$2,311,058

Early Head Start Expansion (HP)

Revenue Fiscal Year 2019	Cash	Non-Cash
Department of Health and Human Services – Federal Cash	\$2,062,033	
USDA – Federal Cash	0	
Other Income	0	
Non-Federal Share	0	\$66,625**
Total	\$2,062,033*	\$66,625**

*Inflated due to program start-up funding
**Adjusted through waiver process

An Explanation of Budget Expenditures and Proposed Budget for Fiscal Year

Head Start & Early Head Start Primary Grant (CH) (01/01/2019–12/31/2019)

Fiscal Year 2019	Budget
Personnel	\$4,868,946
Fringe Benefits	\$965,383
Travel	\$26,980
Equipment	0
Supplies	\$301,554
Contractual	\$1,000,639
Other	\$1,273,822
Total Direct Charges	\$8,437,324
Indirect Chargers	\$806,907
Total	\$9,244,231

Early Head Start Expansion (HP) (03/01/19–2/28/2020)

Budget is inflated due to program start up funding

Fiscal Year 2019	Budget
Personnel	\$577,859
Fringe Benefits	\$194,358
Travel	\$7,098
Equipment	\$15,590
Supplies	\$340,577
Contractual	\$393,240
Other	\$352,052
Total Direct Charges	\$1,880,774
Indirect Chargers	\$181,259
Total	\$2,062,033

Total Number of Children and Families Served, Average Monthly Enrollment (as a percentage of funded enrollment) and the percentage of eligible children served (Information from FY 19 Program Information Report)

Funded Enrollment:

Head Start – 654
Early Head Start – 263
Early Head Start Expansion – 74

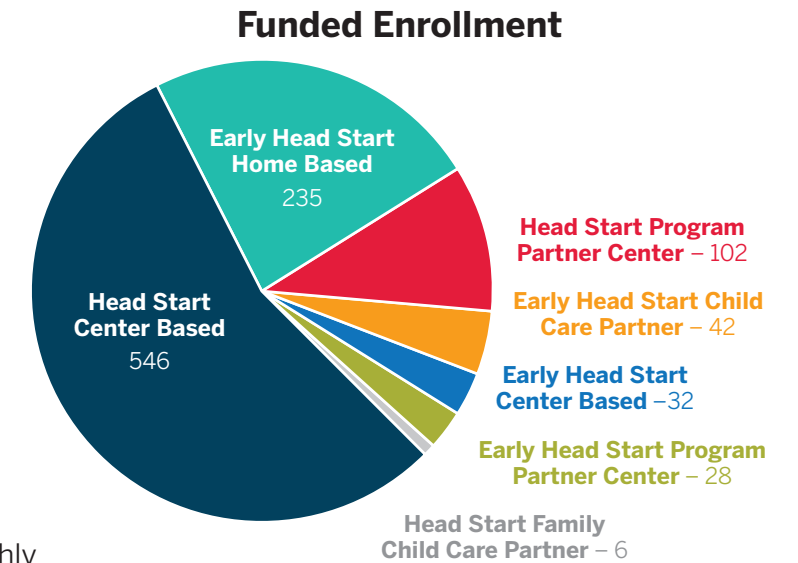
Total Number of Children Served:

Head Start – 757
Early Head Start – 412
Expectant Women – 21
Early Head Start Expansion – 13 (Start-Up Phase)

Total Number of Families Served:

Head Start – 708
Early Head Start – 403
Early Head Start Expansion – 13 (Start-Up Phase)

The average monthly enrollment for Head Start was 654, or 100% of enrollment. The average monthly enrollment for Early Head Start was 263, or 100% of enrollment.




Percentage of Eligible Children Served (program year 2018–2019)

Michigan Kids Count data for 2018 estimates 2,876 children under the age of 5 with a family income at or below 130% of the Federal Poverty Guidelines living in the ten county region or Northwest Michigan served by NMCAA. Estimated % of eligible children served by NMCAA Head Start and Early Head Start Programs: 32.34%.

County	Eligible Children*	Children Served in HS and EHS	Children Served in EHS Expansion (Start-Up Phase)	Percent of Eligible Children Served in HS and EHS**
Antrim	190	92	0	48.42%
Benzie	142	53	0	37.32%
Charlevoix	164	84	0	51.22%
Emmet	202	94	0	46.53%
Grand Traverse	657	172	13	28.16%
Kalkaska	208	43	0	20.67%
Leelanau	78	13	0	16.67%
Missaukee	236	74	0	31.36%
Roscommon	338	51	0	15.09%
Wexford	661	241	0	36.46%
Total	2,876	917	13	32.34%

*MI Kids Count Data 2018– Children Ages 0–5 Eligible for SNAP (eligibility equals 130% FPL)

** These numbers show only the percentage of eligible children served through NMCAA Head Start and Early Head Start programs and do not represent a total that includes children served through other early childhood program options in these counties.



Head Start Takes a Comprehensive Approach to Meeting the Needs of Young Children and Their Families

Head Start provides a focus on four major components:

- **Education:** Providing a variety of learning experiences to help children grow intellectually, socially, and emotionally.
- **Health:** Providing health services such as immunizations, dental, medical, and mental health, and nutritional services, and early identification of health problems.
- **Parent Involvement:** Involving parents in the planning and implementation of activities. Parents serve on policy councils and committees that make administrative decisions; participate in classes and workshops on child development; and volunteer in the program
- **Social Services:** Provide outreach to families to link them to community services

Percentage of Children That Received Medical and Dental Exams

NMCAA Head Start and Early Head Start staff support families in ensuring that their children have access to medical and oral health care and are up to date on recommended immunizations, well child checks, and dental exams and screenings according to the Early and Periodic Screening, Diagnosis, and Treatment (EPSDT) schedule.

These numbers do not reflect children enrolled through the Early Head Start Expansion grant. Enrollment of children into this program began shortly before the end of the 2018–2019 program year.

Percentage of children up to date on schedule of EPSDT at end of year:


Head Start: 82%
Early Head Start: 69%

Percentage of children who received a dental exam:

Head Start: 81%

Percentage of children up to date on a schedule of age-appropriate oral health care at end of year:

Early Head Start: 69%



Results of the most recent review by the secretary and the financial audit can be found at nmcaa.net.

Information about Parent Involvement Activities

NMCAA Early Childhood Programs could not exist without the tremendous level of involvement put forth by the families of enrolled children. Participating in the program can help parents gain a better understanding of how the program is helping their child learn and grow. It also shows children that learning and school are important to their family.

Families can get involved in the program in the following ways:



Parents/Guardians have the right to make decisions about the operation of the program by:

- Becoming an active member in the Parent Committee.
- Talking with other parents and staff about the program and ways that each person can help.
- Supporting and assisting their Policy Council Representatives with center information and concerns and/or as a Policy Council Representative.



The family is the primary force in preparing children for school and life, and children benefit when all of the adults who care for them work together.



(Bronfenbrenner, 2004)



NMCAA Head Start and Early Head Start programs utilize the Your Journey Together Curriculum with families. Components of this curriculum are interwoven into many of our family engagement activities.

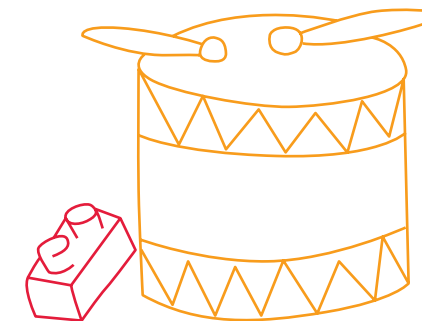
Examples of Family Engagement Activities:

- Parent Meetings
- Parent/Teacher Conferences
- Home Visits
- EHS Socializations
- Policy Council
- Volunteer Activities
- Parent Workshops



Examples of Parent Workshops offered during the 2018–2019 Program Year:

- Self-Care
- Healthy Eating/ Farm Market Education
- Cooking with Food Items Purchased through WIC
- Family Photos
- Building Your Bounce
- Focusing on Children's Strengths
- Connecting Caregiving Practices to your Child's Resilience



Agency's Efforts to Prepare Children for Kindergarten

NMCAA Child Development Programs staff are committed to preparing children and their families for kindergarten. Our assessment tool, Teaching Strategies GOLD, is aligned to our program curriculums, the Head Start Early Learning Outcomes Framework, and state benchmarks for school readiness. These tools assist teachers and home visitors, in conjunction with parents, in designing individualized lesson plans and learning experiences to support children in growing to their fullest potential.

Information on program school readiness goals can be found at nmcaa.net.

Early Learning Outcomes Framework

- Presents five broad areas of early learning, referred to as central domains
- Designed to show the continuum of learning for infants, toddlers, and preschoolers

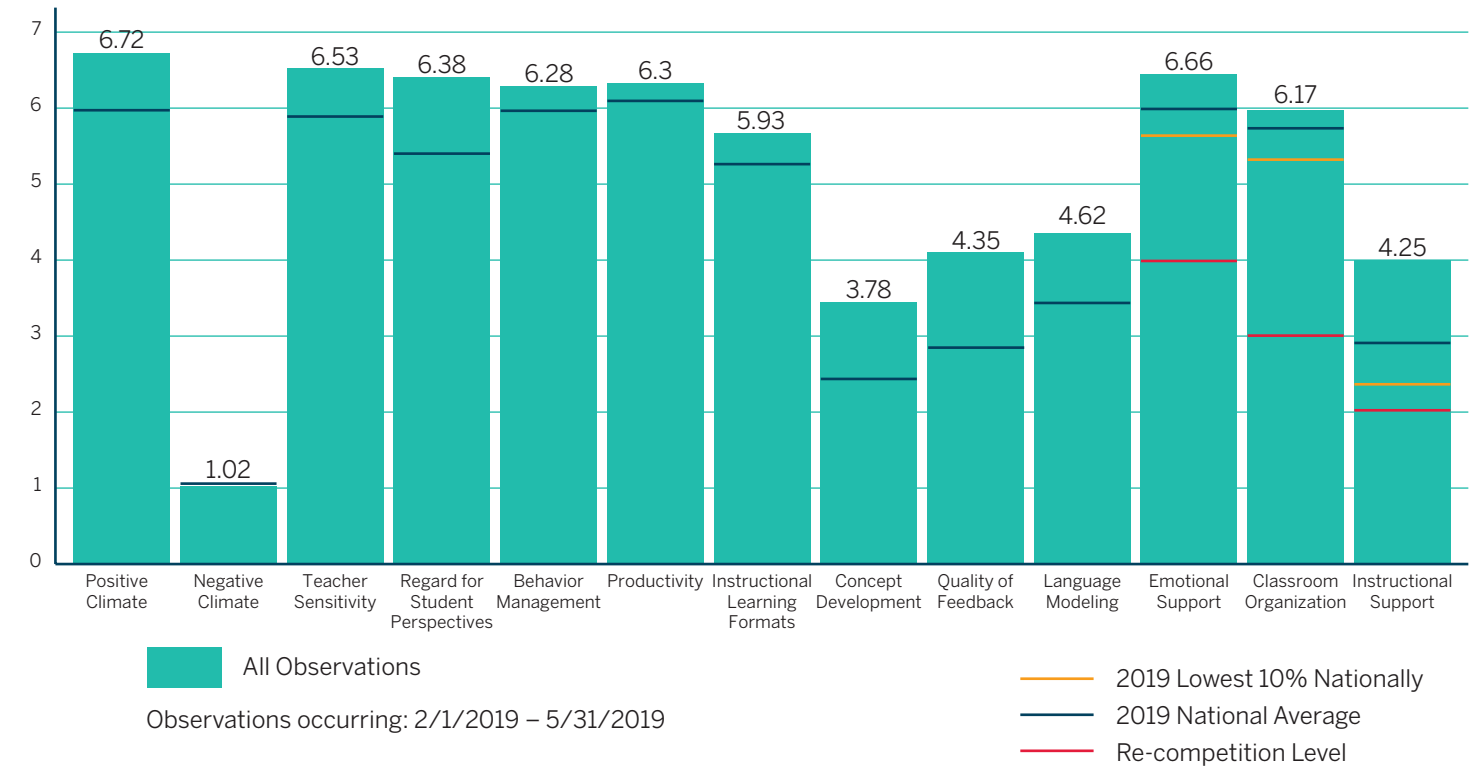
	CENTRAL DOMAINS				
	APPROACHES TO LEARNING	SOCIAL AND EMOTIONAL DEVELOPMENT	LANGUAGE AND LITERACY	COGNITION	PERCEPTUAL, MOTOR & PHYSICAL DEVELOPMENT
INFANT/TODDLER DOMAINS	Approaches to Learning	Social & Emotional Development	Language and Communication	Cognition	Perceptual, Motor & Physical Development
PRESCHOOLER DOMAINS	Approaches to Learning	Social & Emotional Development	Language and Communication Literacy	Mathematics Development Scientific Reasoning	Perceptual, Motor & Physical Development

Program Curriculum and Assessment Tool Information

	Curriculum	Assessment
Early Head Start Home Based (Year round programming)	Parents as Teachers <ul style="list-style-type: none"> • Supports and engages parents in their child's development • Provides early detection of developmental delays • Helps strengthen families 	Teaching Strategies GOLD Four checkpoint periods that provide a snapshot of children's developmental progress Fall, winter, spring, and summer
Early Head Start Collaborative Centers and Child Care Partnerships	Creative Curriculum <ul style="list-style-type: none"> • Sets the stage for learning in six developmental areas with 23 objectives • Environmentally-based approach 	Teaching Strategies GOLD Four checkpoint periods that provide a snapshot of children's developmental progress Fall, winter, spring, and summer
Head Start Programs and Collaborative Centers and Family Child Care Partnerships	Creative Curriculum <ul style="list-style-type: none"> • Sets the stage for learning in six developmental areas with 23 objectives • Environmentally-based approach 	Teaching Strategies GOLD Three checkpoint periods that provide a snapshot of children's developmental progress Fall, winter, and spring

NMCAA – Pre-K CLASS® Average Score Charts

Classroom Assessment Scoring System (CLASS) is a tool used in Head Start Classrooms to assess the quality of interactions between teachers and students



The grantee collaborates with principals and teachers from 32 local elementary schools to identify receiving schools' expectations, such as self-regulation and attention to detail, to promote successful transitions to kindergarten.



NMCAA empowers residents in solving community problems as well as meeting their individual needs through case management counseling, advocacy, group participation, and service provision. Additional Services include: Budgeting Assistance, Food Distribution Programs, Home Improvement Services, and Homeless Prevention Programs

For more information, visit nmcaa.net or call:

Antrim, Charlevoix and Emmet Counties

(800) 443-5518

Benzie, Grand Traverse, Kalkaska and Leelanau Counties

(800) 632-7334

Missaukee, Roscommon and Wexford Counties

(800) 443-2297



HELPING PEOPLE.
CHANGING LIVES.



Northwest Michigan Community Action Agency
3963 Three Mile Road | Traverse City, MI 49686
231.947.3780 | 800.632.7334 | nmcaa.net